RACKET SPORTS PARENT

Onboarding & User Guide

Version 2.1

TENNIS | PICKLEBALL | PADEL | PLATFORM TENNIS | SQUASH

Capture Matches.
Plan Tournaments.
Stay Organized.
Support Their Goals.
Be Part of Their Growth.

MATCH ANALYSIS | TOURNAMENT PLANNER | PERFORMANCE TRENDS | SHARE WITH COACH | REMINDERS & NOTIFICATIONS | SUPPORT THE JOURNEY

Designed by a Coach. For Supportive Parents.

www.racketsportsapp.com

Contents

VERSION 2.1

1. Welcome to Racket Sports Parent
2. Getting Started
3. Players and Player Profiles
4. Tournament Planner
5. Starting Match Analysis
6. Courtside Match Analysis
7. Pause and Resume Recording
8. Reviewing a Completed Match
9. Shot Performance, Direction, and Observations
10. Tournament Summary
11. Performance Trends
12. Compare Tournaments
13. Sharing With the Coach
14. Voice-to-Text
15. Account, Password, and Tournament Reminders
16. Quick Reference
17. The Parent's Role

1. Welcome to Racket Sports Parent

Racket Sports Parent helps parents organize tournaments, capture what happens during matches, review performance patterns over time, and share useful information with the player's coach.

> Parent observes -> App organizes -> Coach interprets -> Player develops.

The goal is not to turn a parent into the coach, but to empower the Player–Parent–Coach Partnership. Racket Sports Parent helps parents record useful, objective information and organize what they observe into meaningful information that can be shared with the coach—giving the coach better insight while allowing each person to stay focused on their proper role.

Observe. Speak. Save. Share.

You do not have to type every observation. Throughout Racket Sports Parent, use your device keyboard's built-in microphone for voice-to-text in text fields to quickly speak notes and observations while they are fresh in your mind. This makes it easier to capture useful information during or immediately after a match. Review dictated text before saving.

What the app helps you do

- Create and maintain player profiles.
- Plan upcoming tournaments and track registration deadlines.
- Record Match Analysis courtside - for a full match or only the portions you are able to record.
- Pause and resume recording when real life interrupts the match.
- Review completed match and tournament reports.
- See Performance Trends across matches and tournaments.
- Compare tournaments side by side.
- Share match and tournament reports with the coach.

> One match tells you what happened that day. Performance Trends helps show whether a pattern is developing over time.

2. Getting Started

Create your account

Open a new browser tab and enter: racketsportsparent.app

Create your Racket Sports Parent account and follow the on-screen instructions to register and sign in.

Navigating Racket Sports Parent

The left-side navigation is the primary way to move through the app. The main areas are Home, Players, Tournaments, Matches, and Account.

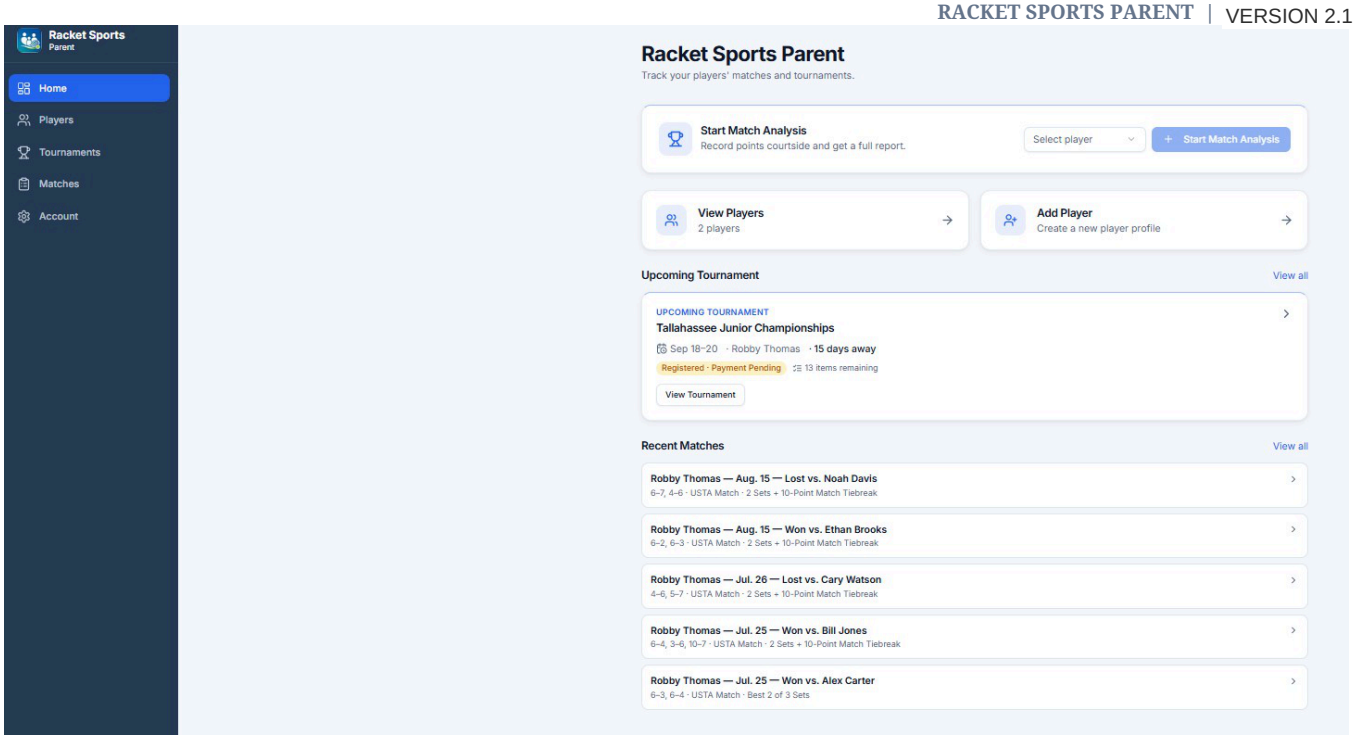

Home provides quick access to players, upcoming tournaments, recent matches, and Match Analysis.

Home

Home is your starting point. From here you can start Match Analysis, open player profiles, review the next upcoming tournament, and return to recent completed matches.

3. Players and Player Profiles

Each player has a profile that keeps tournament and match information organized around that athlete.

Player Information

Player Information can include age, sport, playing level, dominant hand, coach contact information, and optional equipment information such as racket/paddle, string type, and string tension.

> Keep player information current. The profile becomes the organizing point for Match Analysis, Performance Trends, and Tournaments.

4. Tournament Planner

Tournament Planner helps you move a tournament through its natural lifecycle: Considering -> Registered -> Completed.

Upcoming tournament

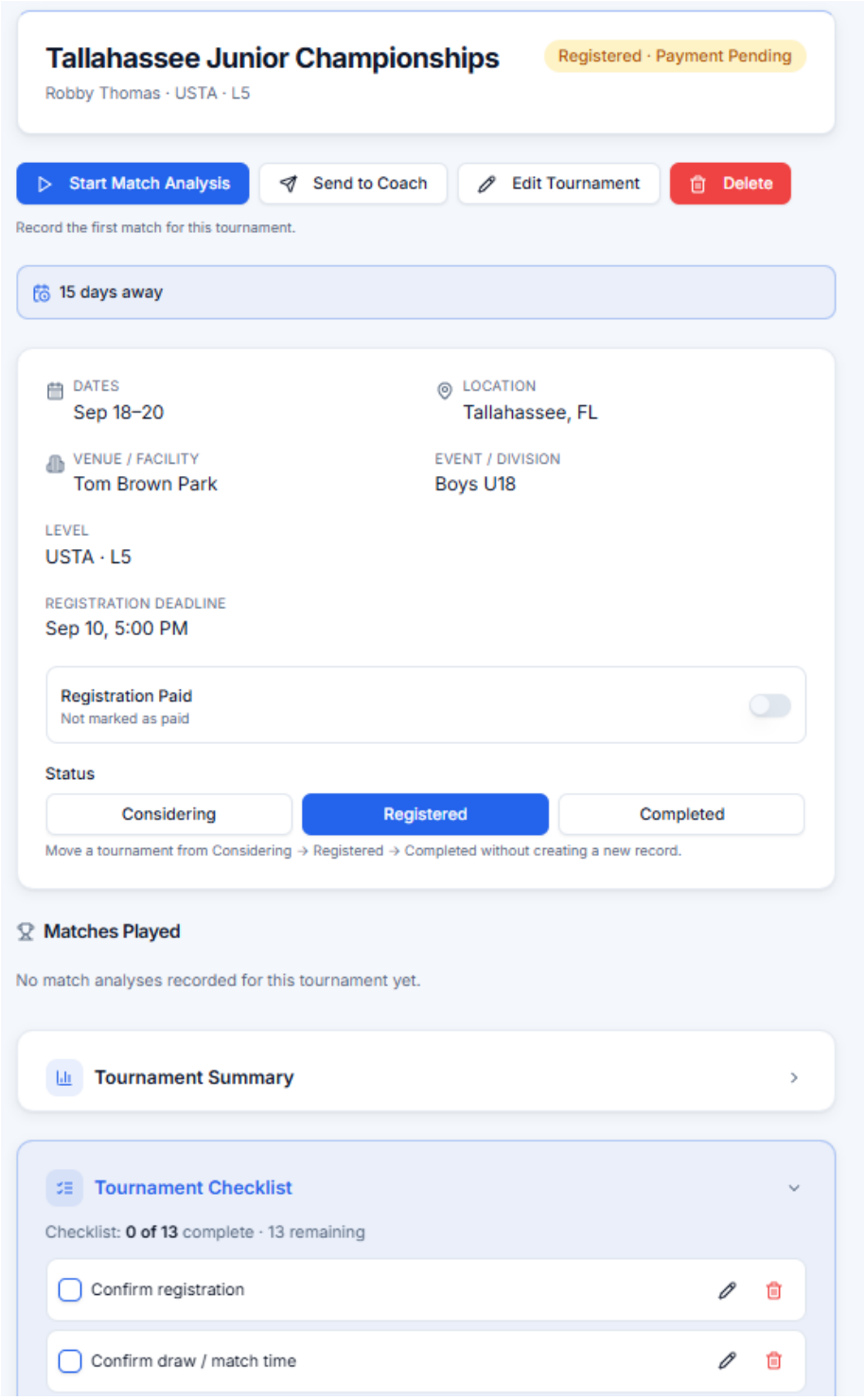

An upcoming registered tournament with deadline, payment status, and checklist.

Use the tournament record to keep dates, location, venue, division, competitive level, registration deadline, payment status, and a preparation checklist you can customize for each tournament - all in one place.

Completed tournament

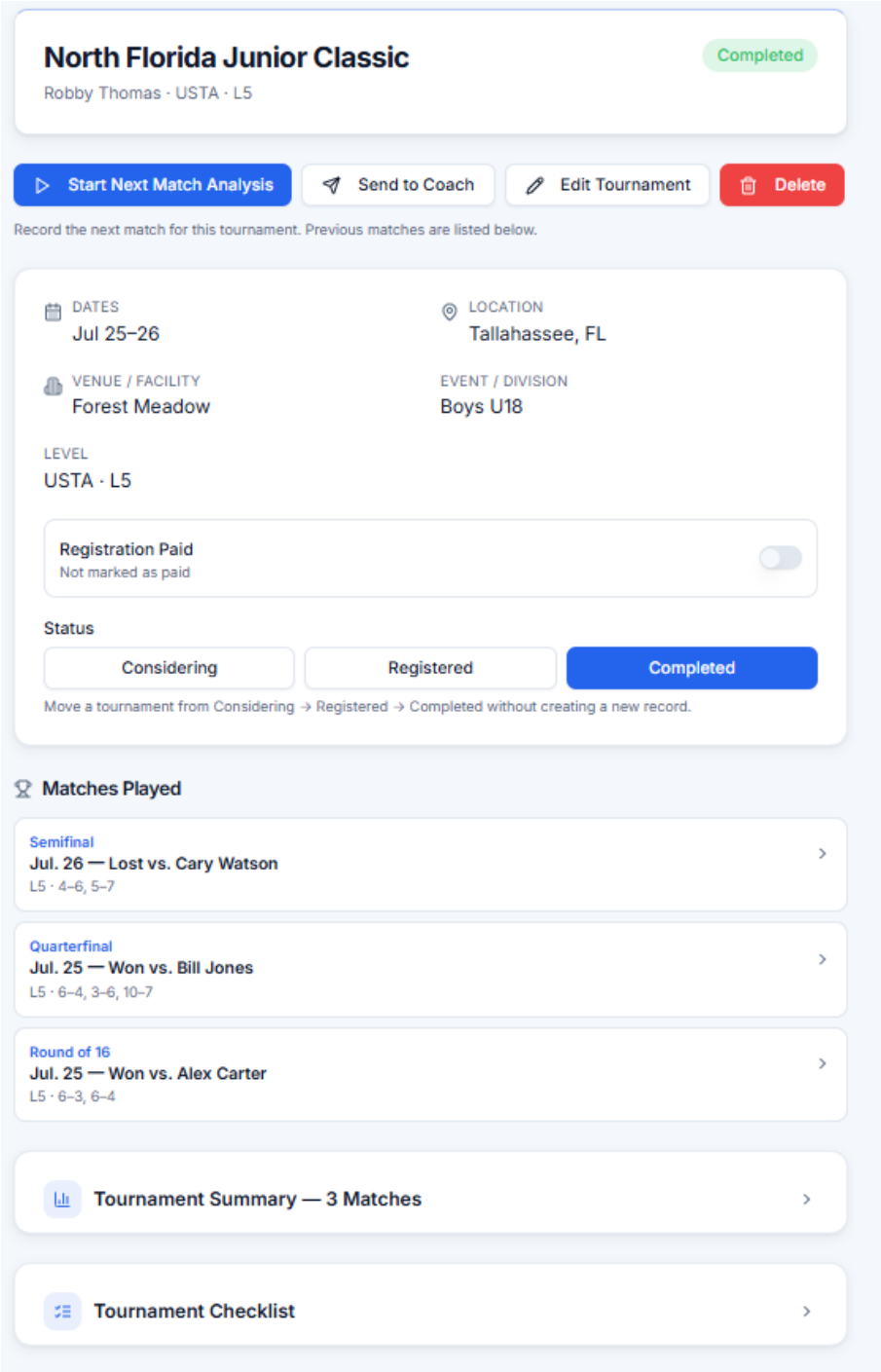

A completed tournament becomes a central record for its matches and Tournament Summary.

After matches are recorded, the tournament page lists each match by round and keeps the Tournament Summary available below.

> The Match Analysis button changes with context: before any match is recorded it says Start Match Analysis; after one or more matches are recorded it says Start Next Match Analysis.

5. Starting Match Analysis

Match Analysis begins with a short setup screen. When you start from a tournament, the tournament is already linked to the match.

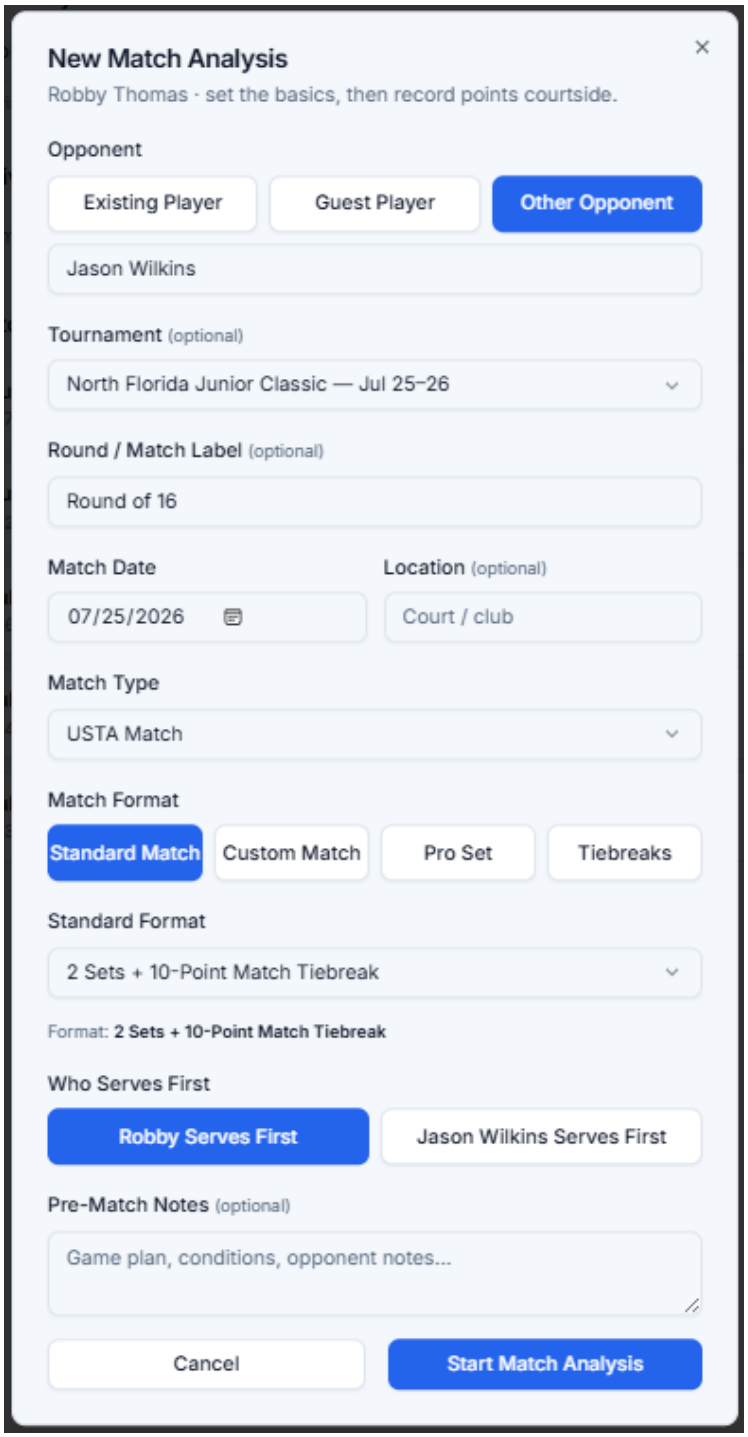

Match setup: opponent, tournament, round, date, format, and first server.

Setup fields

- Opponent: Existing Player, Guest Player, or Other Opponent.
- Tournament: optional for standalone matches; preselected when started from Tournament Details.
- Round / Match Label: for example Round of 16, Quarterfinal, Semifinal, or Final.
- Match Date and optional Location.
- Match Type and Match Format.
- Who Serves First.
- Optional pre-match notes.

When the setup is correct, select **Start Match Analysis**.

6. Courtside Match Analysis

During a match, record the points you are able to observe. Racket Sports Parent uses those recorded points to build serve, return, shot, direction, error, and observation statistics.

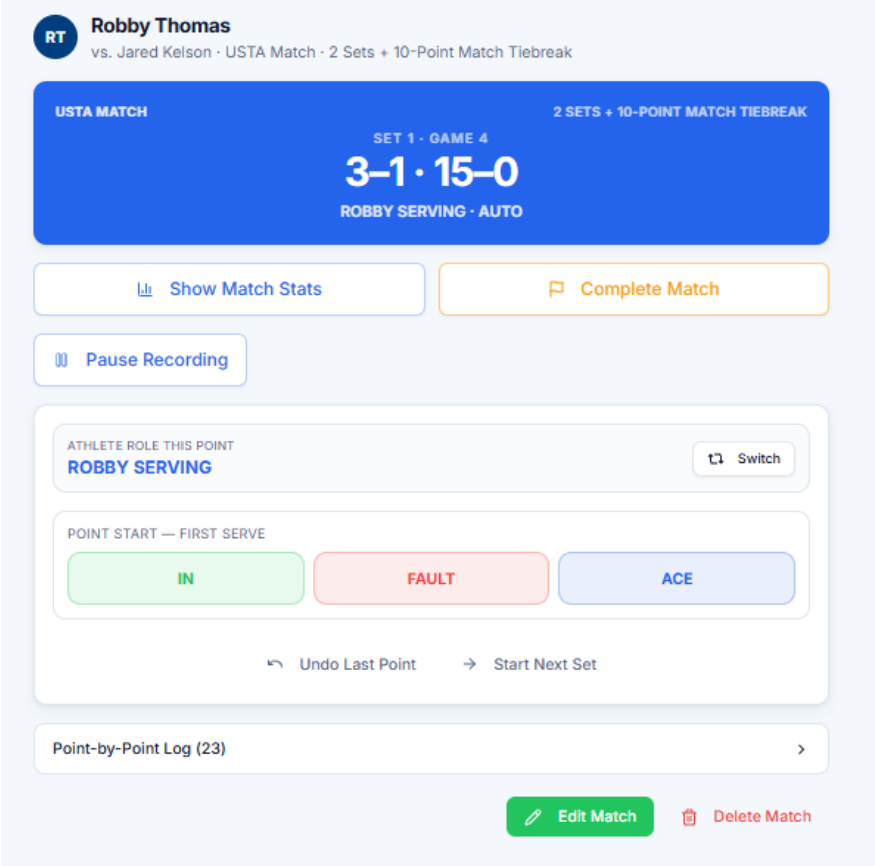

Active Match Analysis with live score, point entry, and Pause Recording.

A practical point-entry flow

- Confirm whether the player is serving or receiving.
- Record the serve or return result.
- Record the decisive point-ending shot and outcome when applicable.
- Add an observation or Coaching Tag when something useful stands out.
- Continue to the next point.

Custom Coaching Tags

Racket Sports Parent includes built-in Coaching Tags, and you can also create your own reusable tags. Open Manage Tags from the Coaching Tag selector to add, rename, or delete custom tags, hide or unhide default tags, or restore the defaults.

> Changing your tag library affects future selections only. Tags already saved on previous Match Analysis points and observations remain unchanged.
>
> You do not have to record every point. The app reports how much Match Analysis data was actually recorded so partial coverage is not presented as a complete match.

7. Pause and Resume Recording

If something comes up during the match, use Pause Recording rather than abandoning the analysis or trying to recreate missed points later.

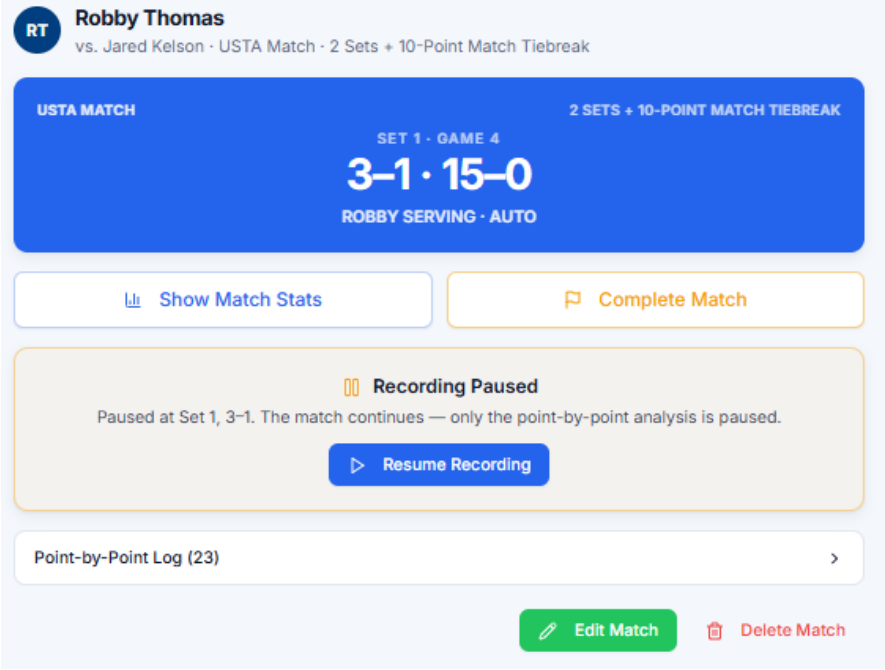

While paused, the match continues but point-by-point analysis stops.

1. Select Pause Recording.
2. The match continues normally while Match Analysis remains paused.
3. When you are ready, select Resume Recording and enter the current match score.
4. Continue recording from that point forward.

Points played during the pause are not estimated, recreated, or added to the statistics. The completed report clearly states when not all points were recorded.

8. Reviewing a Completed Match

A completed Match Analysis combines the official result entered by the parent with statistics calculated only from the recorded Match Analysis data.

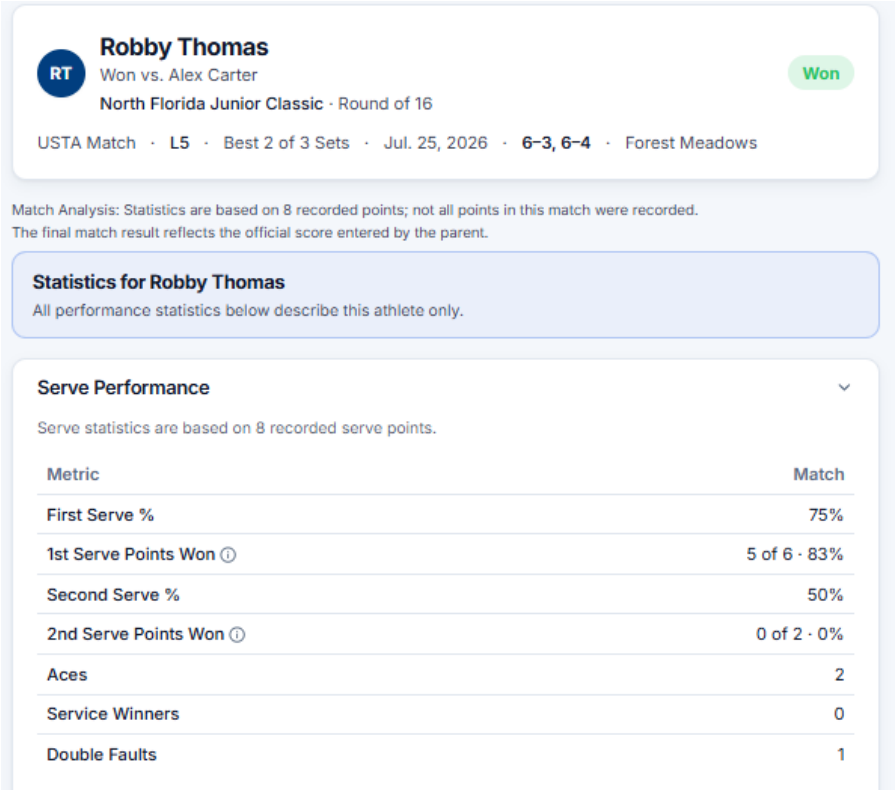

Completed match: official result, coverage disclosure, and overall Match Serve Performance.

Official result vs. recorded statistics

These are intentionally separate. The official score can represent the complete match even when only part of the match was analyzed point by point.

> Example: the final result may be Won 6-3, 6-4 while the performance statistics are based on only 8 recorded points.

When Match Analysis data is recorded across multiple sets, set-by-set statistics may also appear beneath the overall Match statistics. This allows you to see whether performance changed from one set to another.

Understanding denominators

Where a percentage has a meaningful sample size, the report shows the underlying numerator and denominator - for example, 5 of 6 · 83% - rather than displaying the percentage alone.

Competitive Behavior

Competitive Behavior is an optional post-match section that helps you record observable routines and responses without asking you to diagnose the player's mental performance.

It is intentionally completed after the match rather than during point recording, so you can stay focused on watching the competition and then record the overall behavior you observed.

Parent observes. App organizes. Coach interprets. Player develops.

What you can record

Between-Point Routine	Consistent / Inconsistent / Needs Attention
Changeover Routine	Purposeful / Inconsistent / Needs Attention
Response to Mistakes / Adversity	Reset Well / Mixed / Struggled
Body Language / Composure	Positive / Mixed / Negative
Competitive Behavior Observation	Optional note; voice-to-text can be used.

How to use it

1. After the match is completed, open the completed Match Report.
2. Find the Competitive Behavior card and select Add. If information already exists, select Edit.
3. Record the overall routines and responses you actually observed. Every category is optional.
4. Add a short observation when useful. You can use your device keyboard's voice-to-text instead of typing.
5. Save the assessment. It remains with that match and can be included when the match report is shared with the coach.

Keep the parent role observational.

Record what you observed and let the coach determine what it means for development. Competitive Behavior is not a mental-toughness score, does not change match statistics, and is not meant to turn one difficult moment into a judgment about the player's overall mental game.

9. Shot Performance, Direction, and Observations

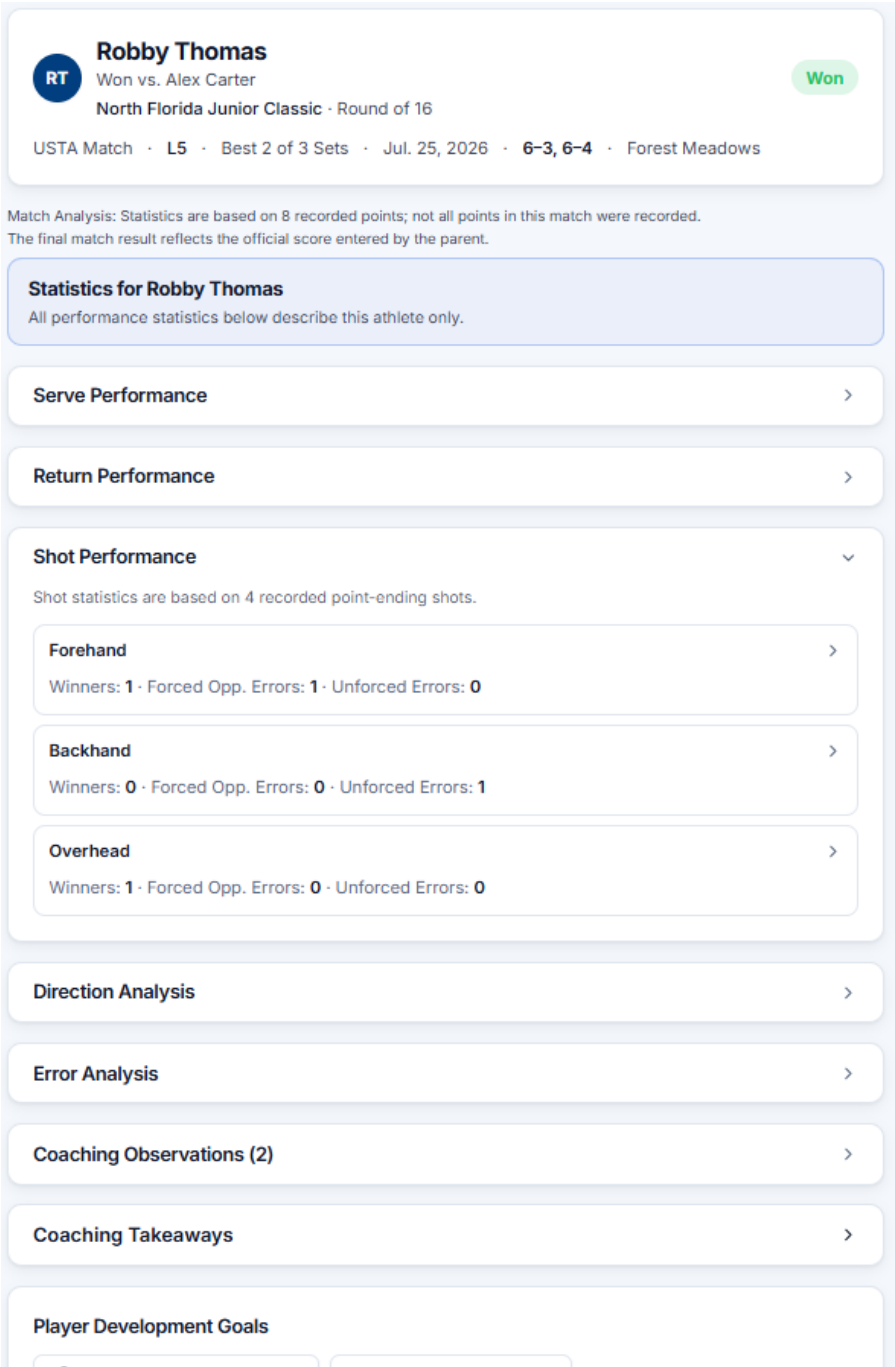

Shot Performance summarizes recorded point-ending shots by shot type.

Shot Performance separates Forehand, Backhand, Return, Volley, and Overhead outcomes when those shots were recorded.

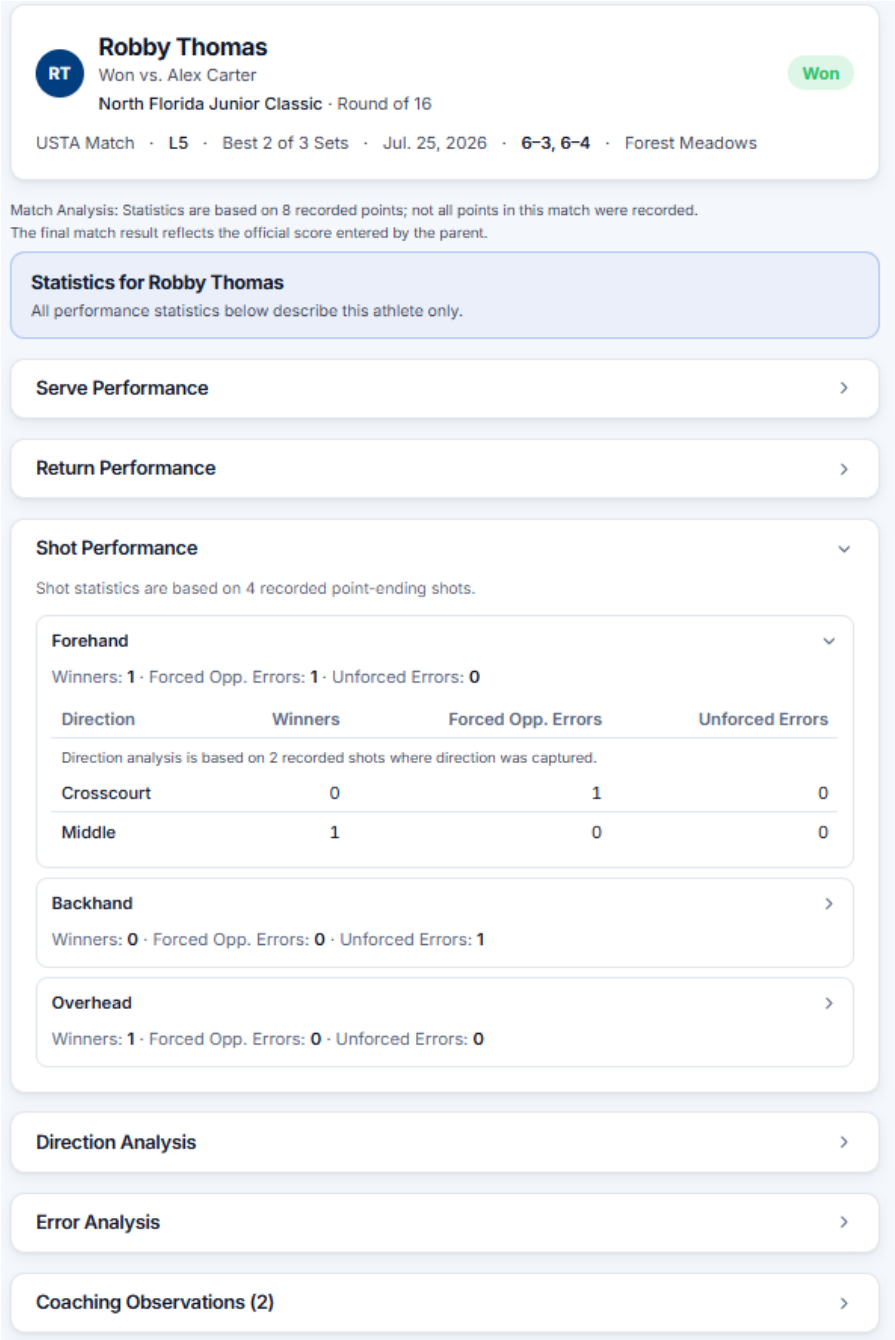

Expanding a shot category reveals direction when direction was captured.

Direction details are shown only for recorded shots where direction was captured. This keeps the analysis transparent rather than filling in missing information.

Match Observations

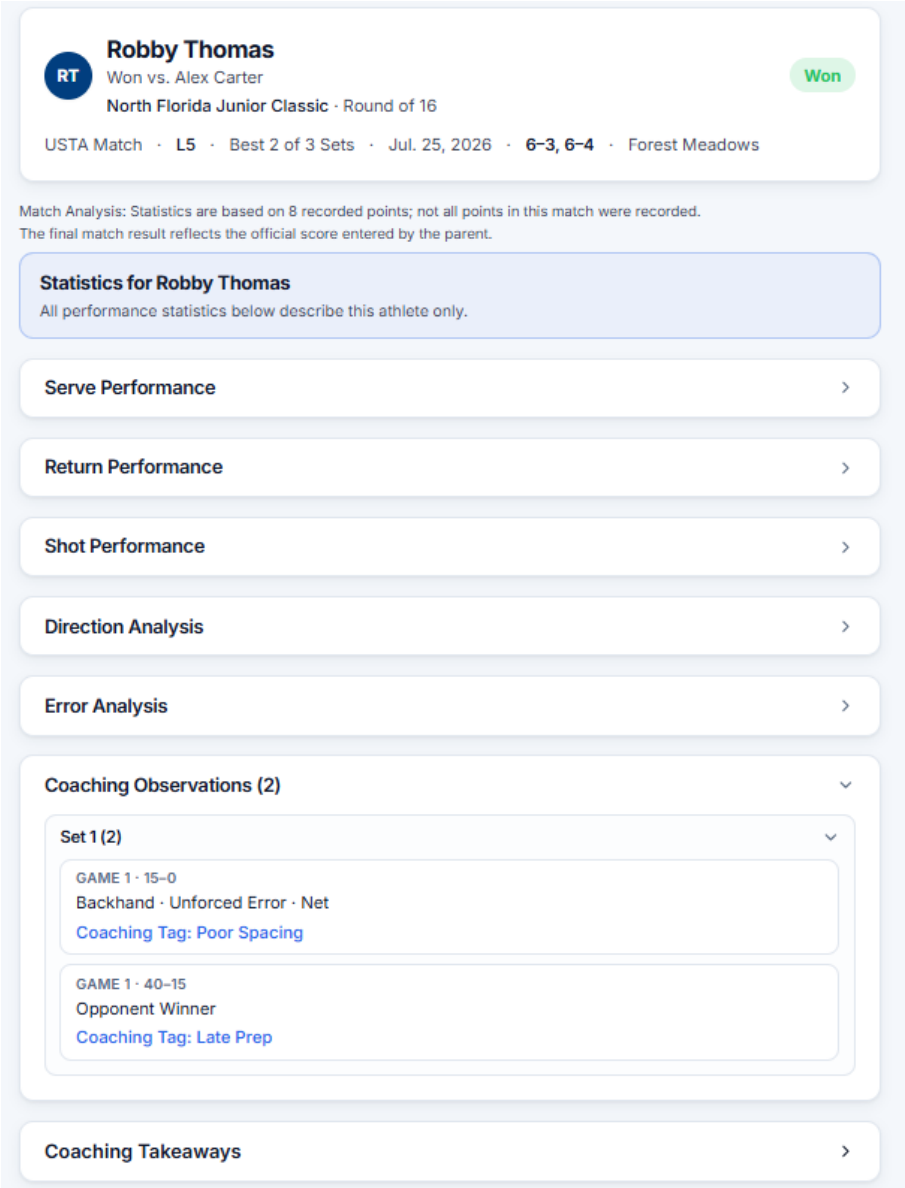

Observations remain tied to the set, game, score, point-ending event, and Coaching Tag.

Observations are most useful when they capture something specific that the coach may want to review - for example late preparation, poor spacing, rushed decision-making, or good preparation.

> Parent role: record what you observed. Coach role: interpret what it means and decide whether it should affect training.

10. Tournament Summary

Tournament Summary combines the completed Match Analysis records linked to a tournament. It provides a broader view than any single match.

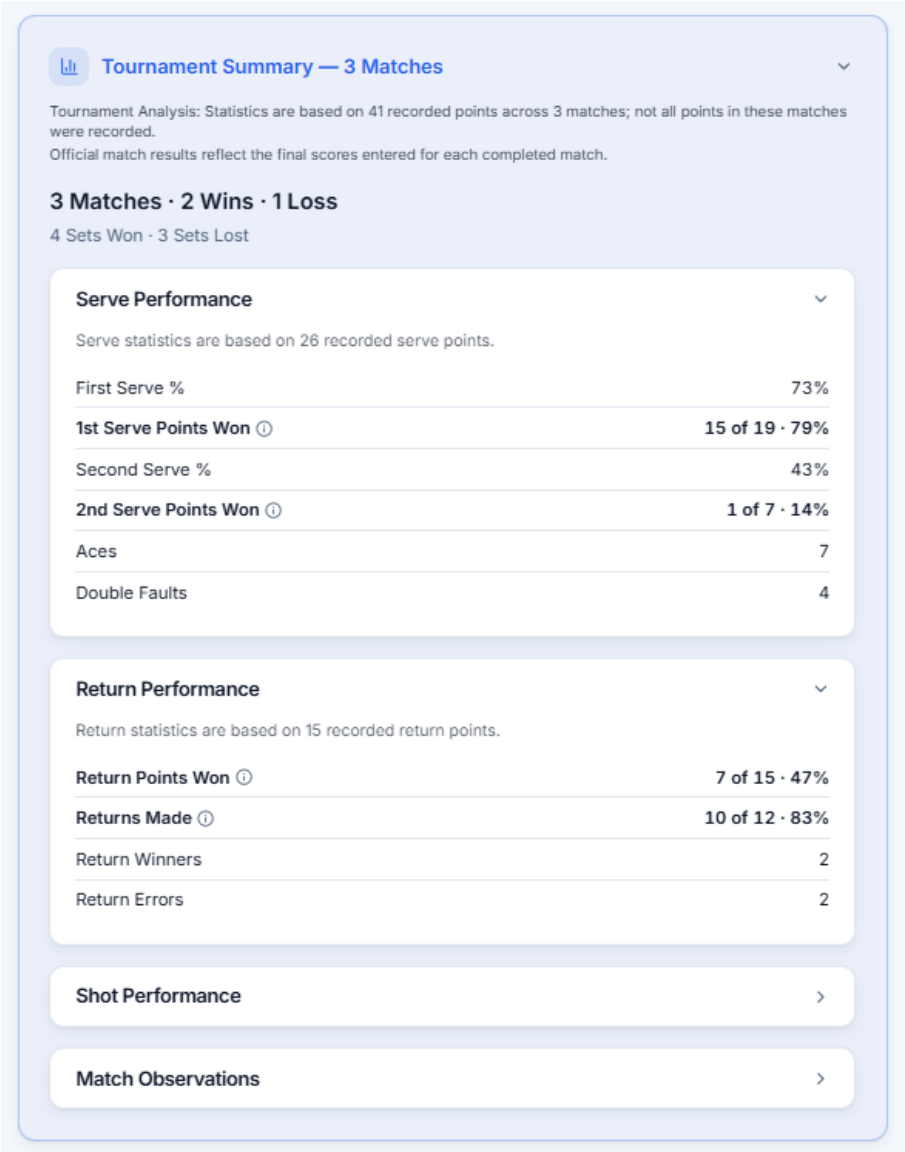

Tournament Summary with official record plus recorded-data Serve and Return Performance.

The summary distinguishes official match results from recorded performance data. It also states the total number of recorded points across the tournament.

Tournament Shot Performance

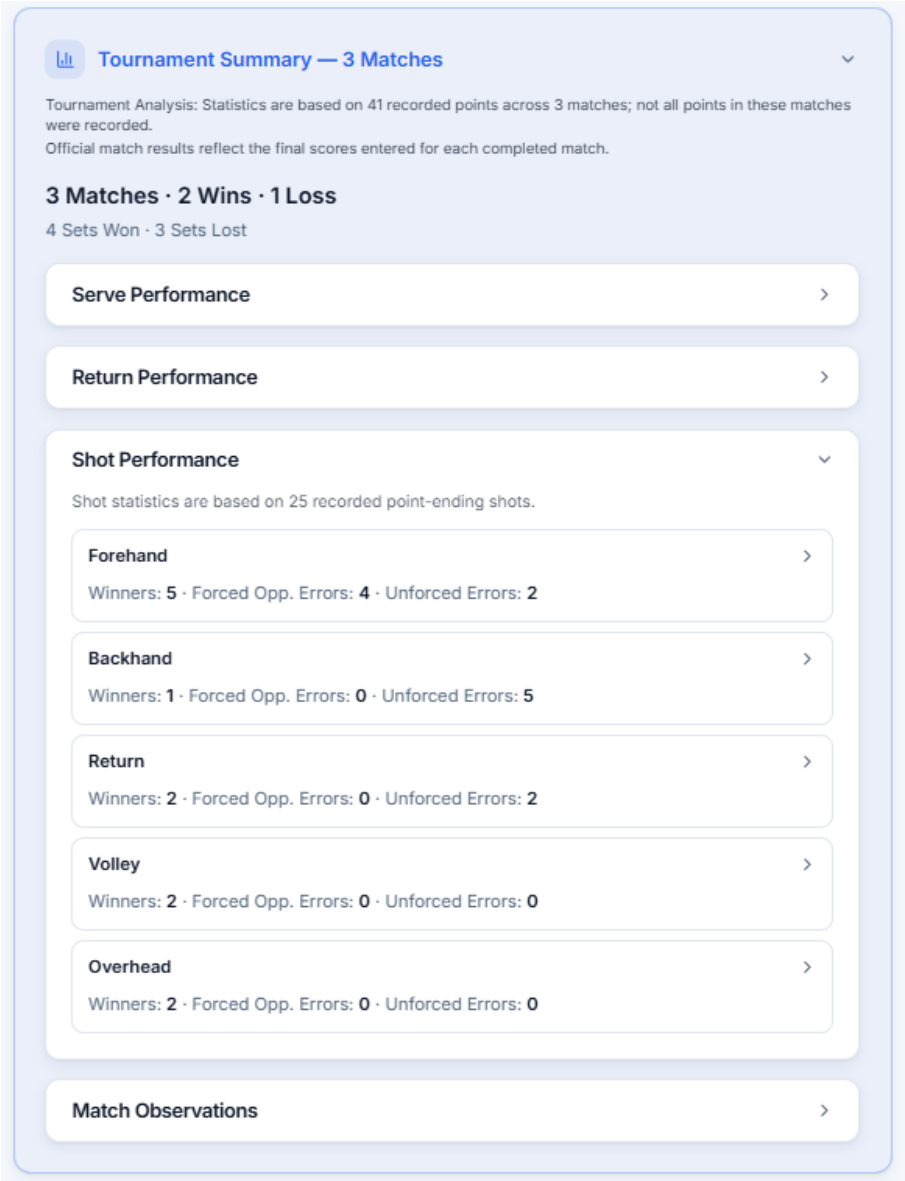

Tournament-level Shot Performance aggregates the recorded point-ending shots.

Match Observations by round

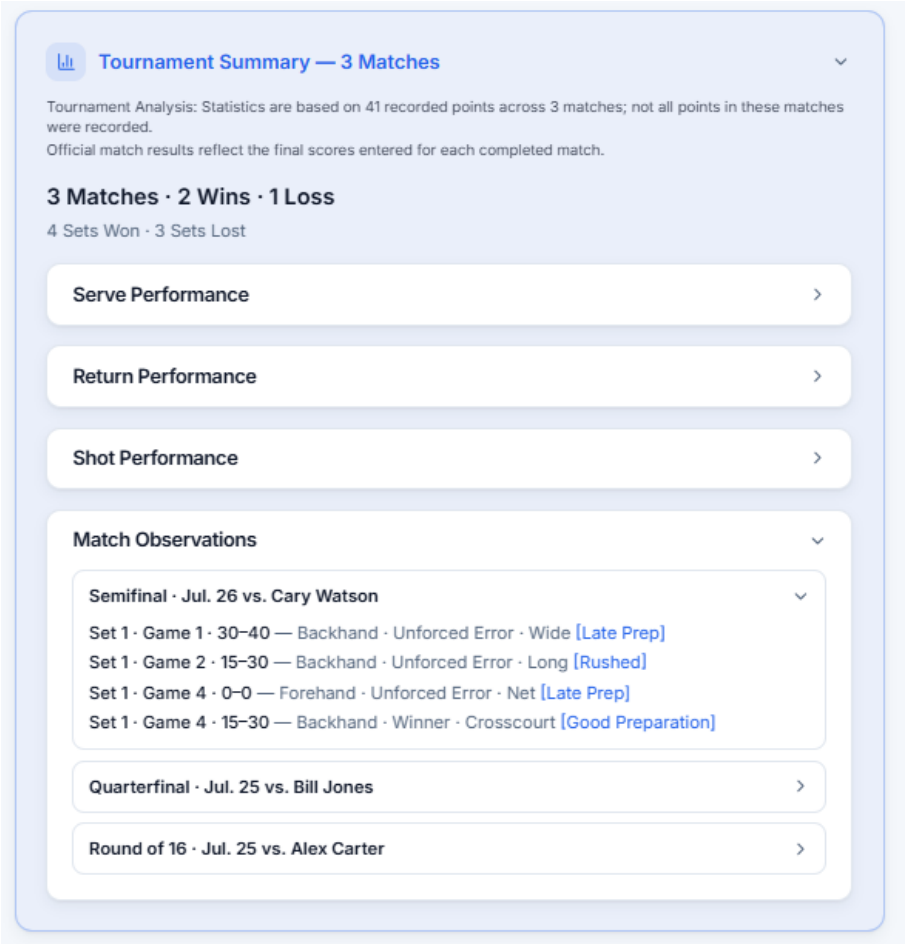

Tournament observations stay organized by individual match and round.

11. Performance Trends

Performance Trends helps you see whether a player's performance in a particular area is changing over time - not just what happened in one match.

For example, is the player's second-serve performance gradually improving, staying about the same, or consistently underperforming? Are unforced errors becoming less frequent? Is return performance becoming more consistent from tournament to tournament?

By looking across multiple matches or tournaments, Performance Trends can help identify patterns that may be difficult to recognize while watching a single match.

> Look for patterns, not isolated numbers. One unusually high or low result may not mean much, especially when only part of a match was recorded.

> The goal is not for the parent to diagnose the problem. Your input helps the app identify patterns over time and provides the coach with useful information to evaluate.

Match trends

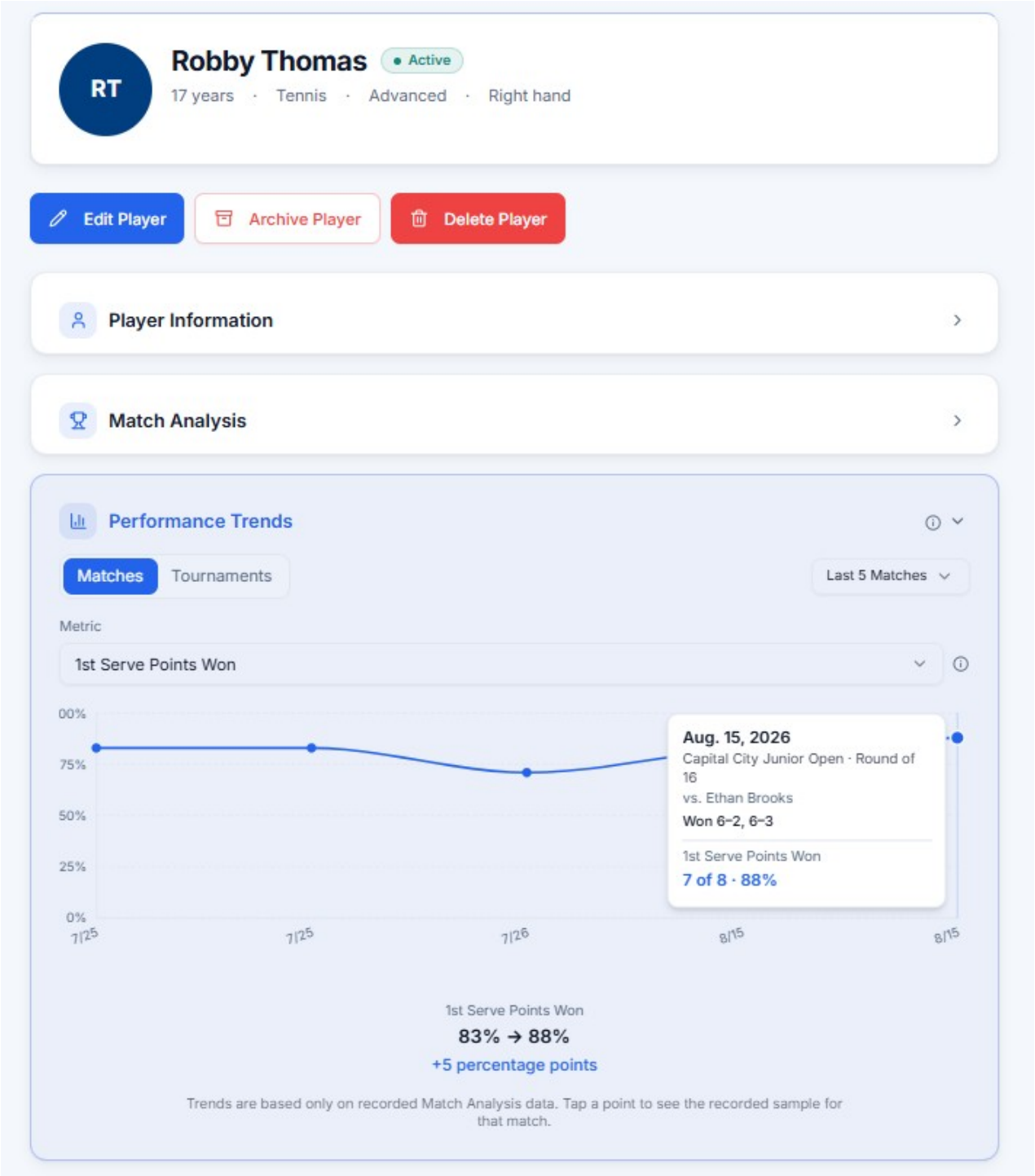

Match Trends can span multiple tournaments. Tap or hover over a point to see the underlying match and recorded sample.

Choose a metric such as first-serve percentage, first-serve points won, return points won, returns made, double faults, or a shot-performance metric. Percentage metrics show their recorded numerator and denominator. Raw-count metrics show the relevant recorded sample in the point detail.

Tournament trends

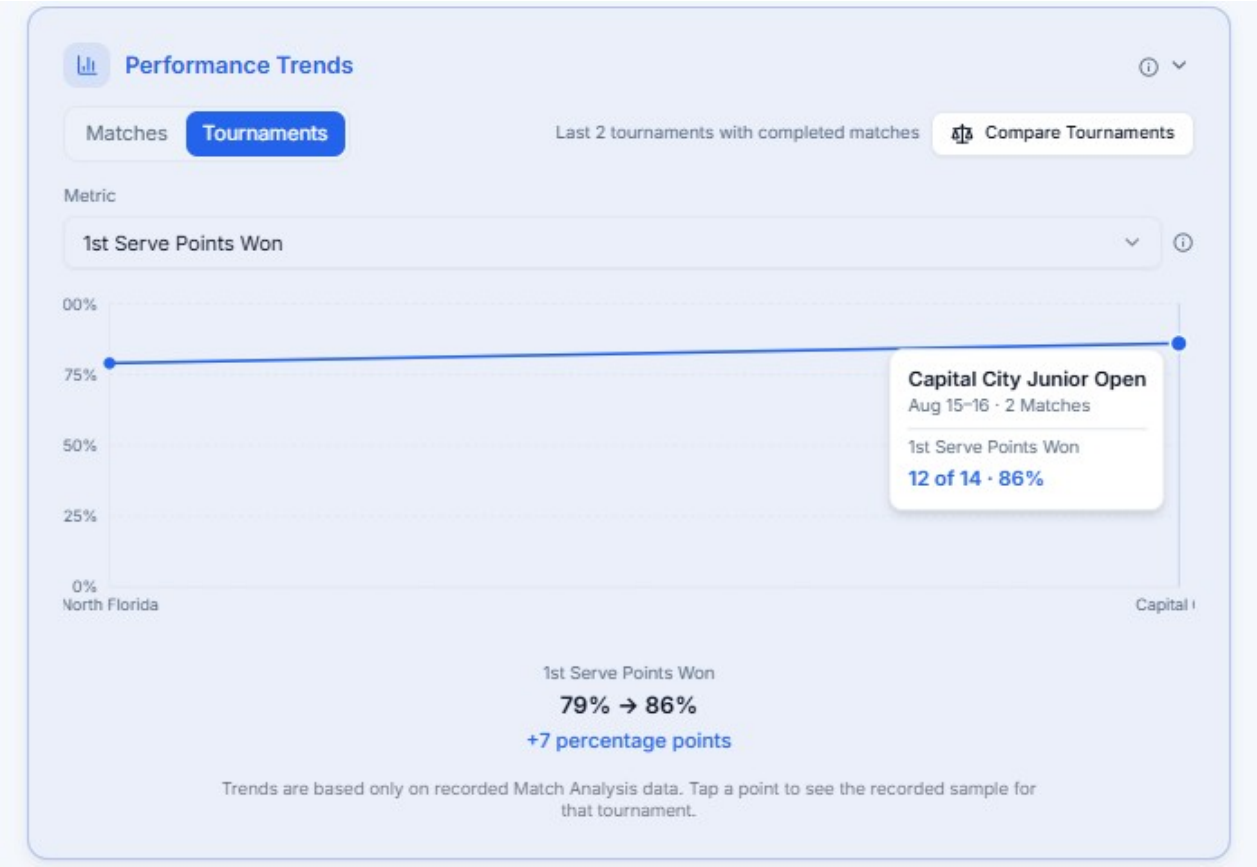

Tournament Trends compare aggregated performance from one tournament to the next.

Tournament Trends use the same transparency principle: the chart is based only on recorded Match Analysis data, and the point detail shows the sample behind the statistic.

12. Compare Tournaments

When at least two tournaments contain completed Match Analysis data, Compare Tournaments places the events side by side.

11. Performance Trends - Coach Summary

Coach Summary turns information collected across multiple completed matches into a concise report designed for the athlete's coach.

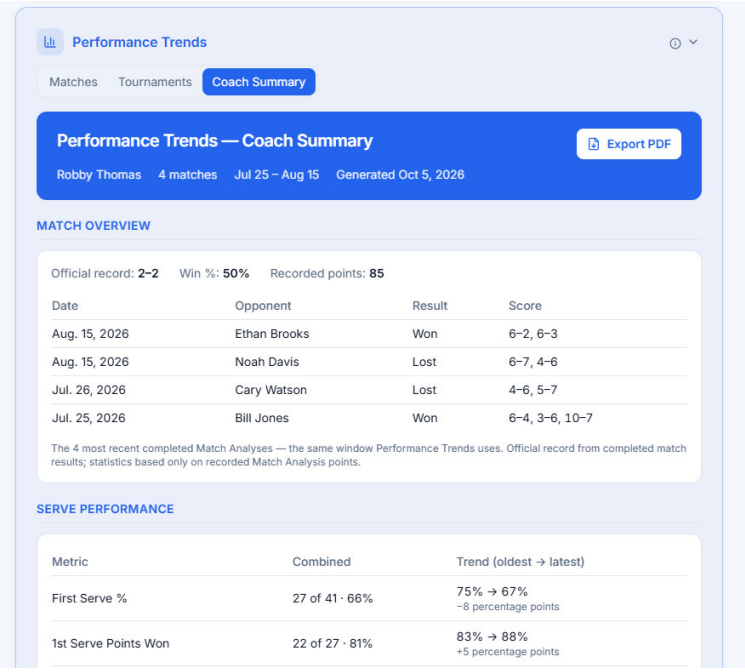

Using Coach Summary

From Performance Trends, select Coach Summary. The report follows the same Last 5 or Last 10 Matches selection. If fewer completed matches are available, all available completed matches are included.

What it includes

- Match Overview, Serve Performance, Return Performance, and Shot & Error Patterns.
- Competitive Behavior and Parent Observations from the included matches.
- Tournament Comparison with 2 to 4 qualifying tournaments.
- Export PDF creates a clean Coach Summary that can be shared with the athlete's coach.

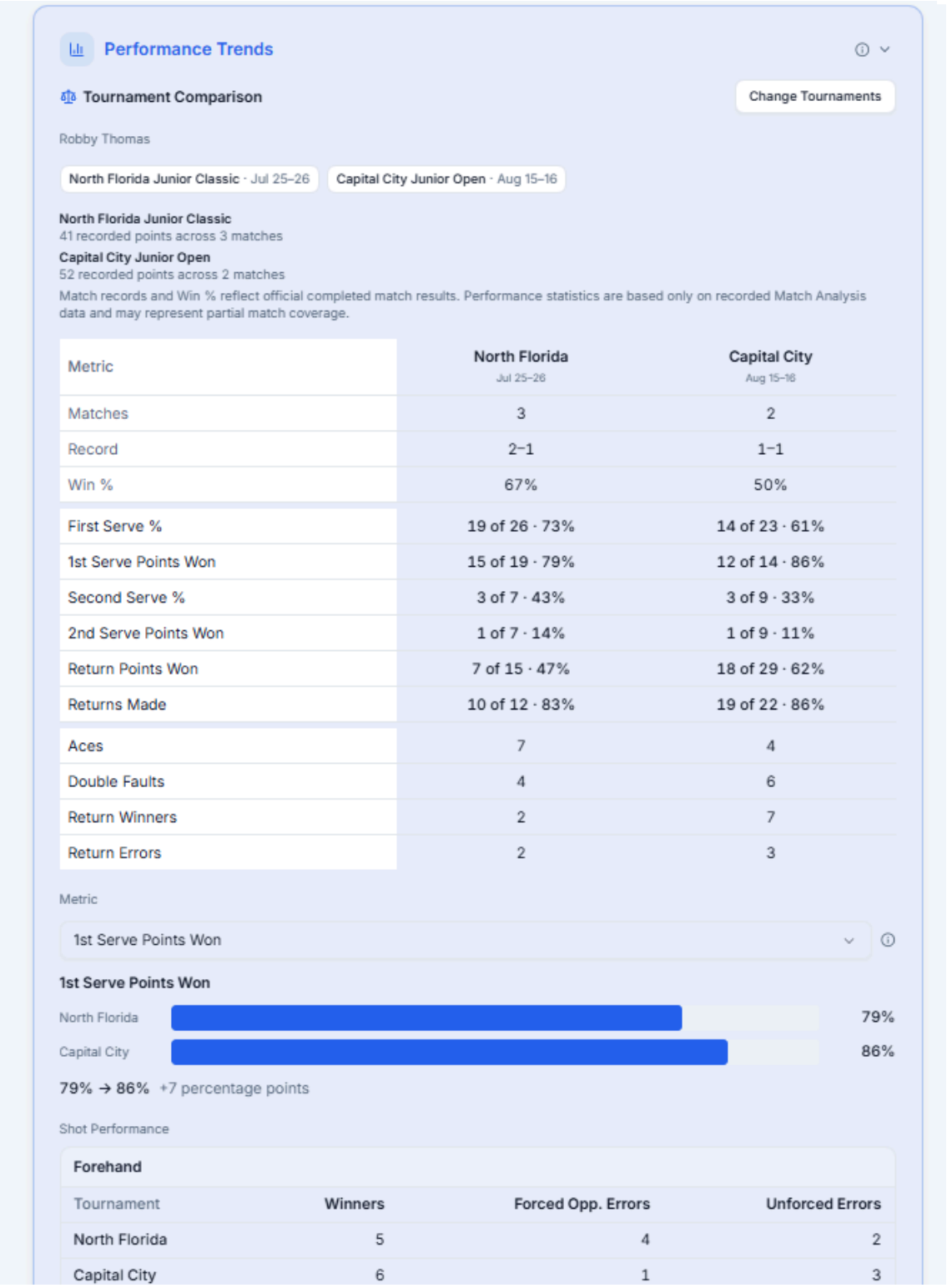

Performance Trends

Tournament Comparison

Change Tournaments

Robby Thomas

North Florida Junior Classic · Jul 25–26 | Capital City Junior Open · Aug 15–16

North Florida Junior Classic
41 recorded points across 3 matches
Capital City Junior Open
52 recorded points across 2 matches
Match records and Win % reflect official completed match results. Performance statistics are based only on recorded Match Analysis data and may represent partial match coverage.

Metric	North Florida Jul 25–26	Capital City Aug 15–16
Matches	3	2
Record	2–1	1–1
Win %	67%	50%
First Serve %	19 of 26 · 73%	14 of 23 · 61%
1st Serve Points Won	15 of 19 · 79%	12 of 14 · 86%
Second Serve %	3 of 7 · 43%	3 of 9 · 33%
2nd Serve Points Won	1 of 7 · 14%	1 of 9 · 11%
Return Points Won	7 of 15 · 47%	18 of 29 · 62%
Returns Made	10 of 12 · 83%	19 of 22 · 86%
Aces	7	4
Double Faults	4	6
Return Winners	2	7
Return Errors	2	3

Metric

1st Serve Points Won

1st Serve Points Won

North Florida 79%
Capital City 86%

79% → 86% +7 percentage points

Shot Performance

Forehand

Tournament	Winners	Forced Opp. Errors	Unforced Errors
North Florida	5	4	2
Capital City	6	1	3

Tournament Comparison separates official results from performance statistics and shows recorded-data coverage.

The comparison includes match record and win percentage from official results, plus serve, return, and shot-performance statistics from recorded Match Analysis data.

> Different tournaments may contain different amounts of recorded data. Coverage counts are shown so a parent or coach can interpret the comparison appropriately.

13. Sharing With the Coach

Racket Sports Parent is designed to turn courtside observations into information that can be shared with the coach without asking the parent to interpret the player's development.

From Tournament Details, select Send to Coach to generate a tournament report containing the official results and recorded Match Analysis information.

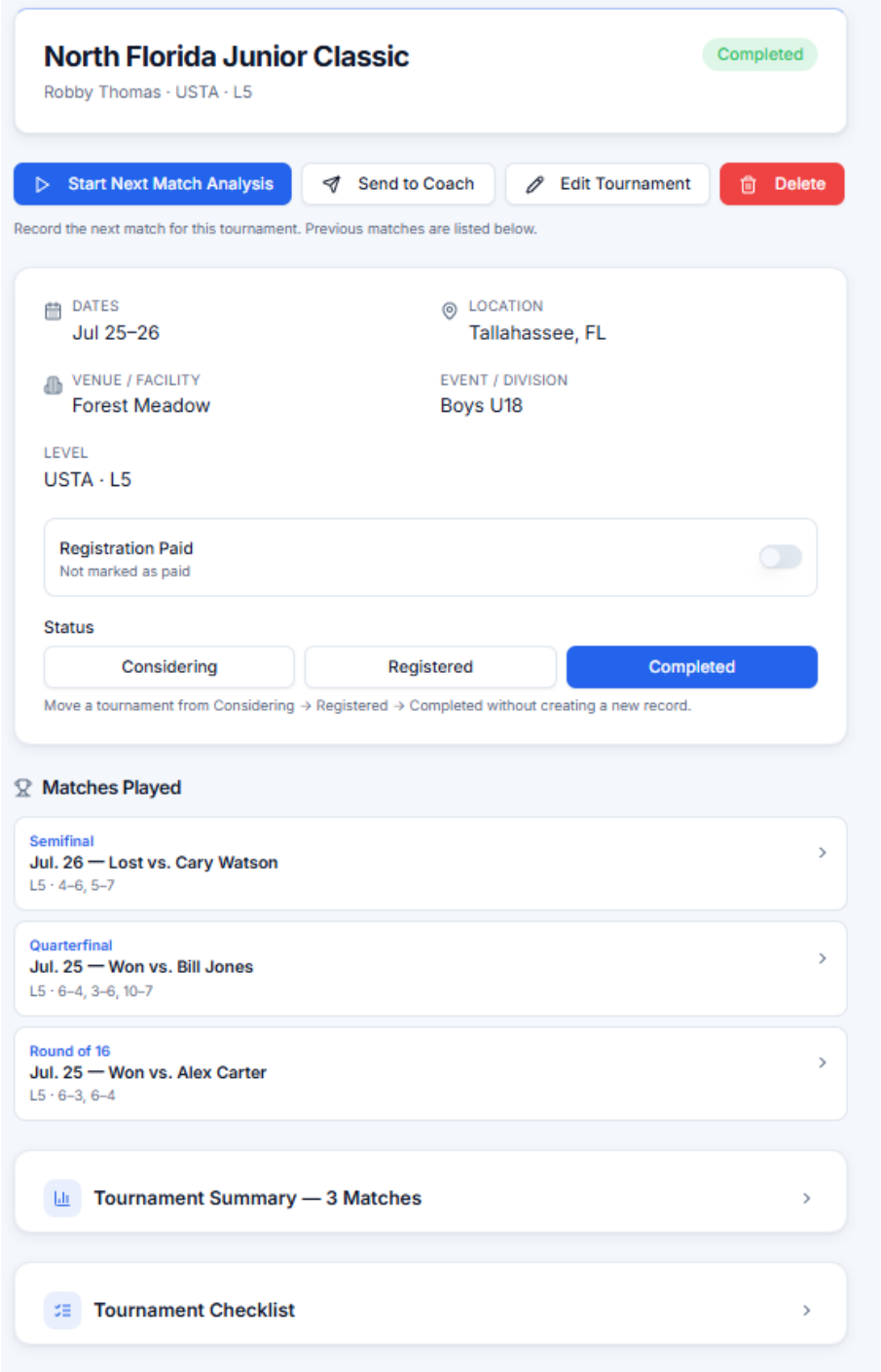

Tournament Details shows the Send to Coach button before the report preview.

Match Report

Match Report

Robby Thomas

North Florida Junior Classic
Round of 16
vs. Alex Carter
Won · 6–3, 6–4
Jul. 25, 2026

MATCH OVERVIEW

Result	Won
Score	6–3, 6–4
Tournament	North Florida Junior Classic
Round	Round of 16
Match Format	Best 2 of 3 Sets
Match Type	USTA Match
Level	L5

Match Analysis: Statistics are based on 8 recorded points; not all points in this match were recorded. The final match result reflects the official score entered by the parent.

SERVE PERFORMANCE

Serve statistics are based on 8 recorded serve points.

First Serve %	75%
1st Serve Points Won	**5 of 6 · 83%**
Second Serve %	50%
2nd Serve Points Won	**0 of 2 · 0%**
Aces	2
Double Faults	1

RETURN PERFORMANCE

Return Points Won	—
Returns Made	—
Return Winners	—
Return Errors	—

SHOT PERFORMANCE

Shot statistics are based on 4 recorded point-ending shots.

Forehand	1 Winners · 1 Forced Opp. Errors · 0 Unforced Errors

Match Report preview: official result, coverage disclosure, and recorded performance statistics.

Tournament Report

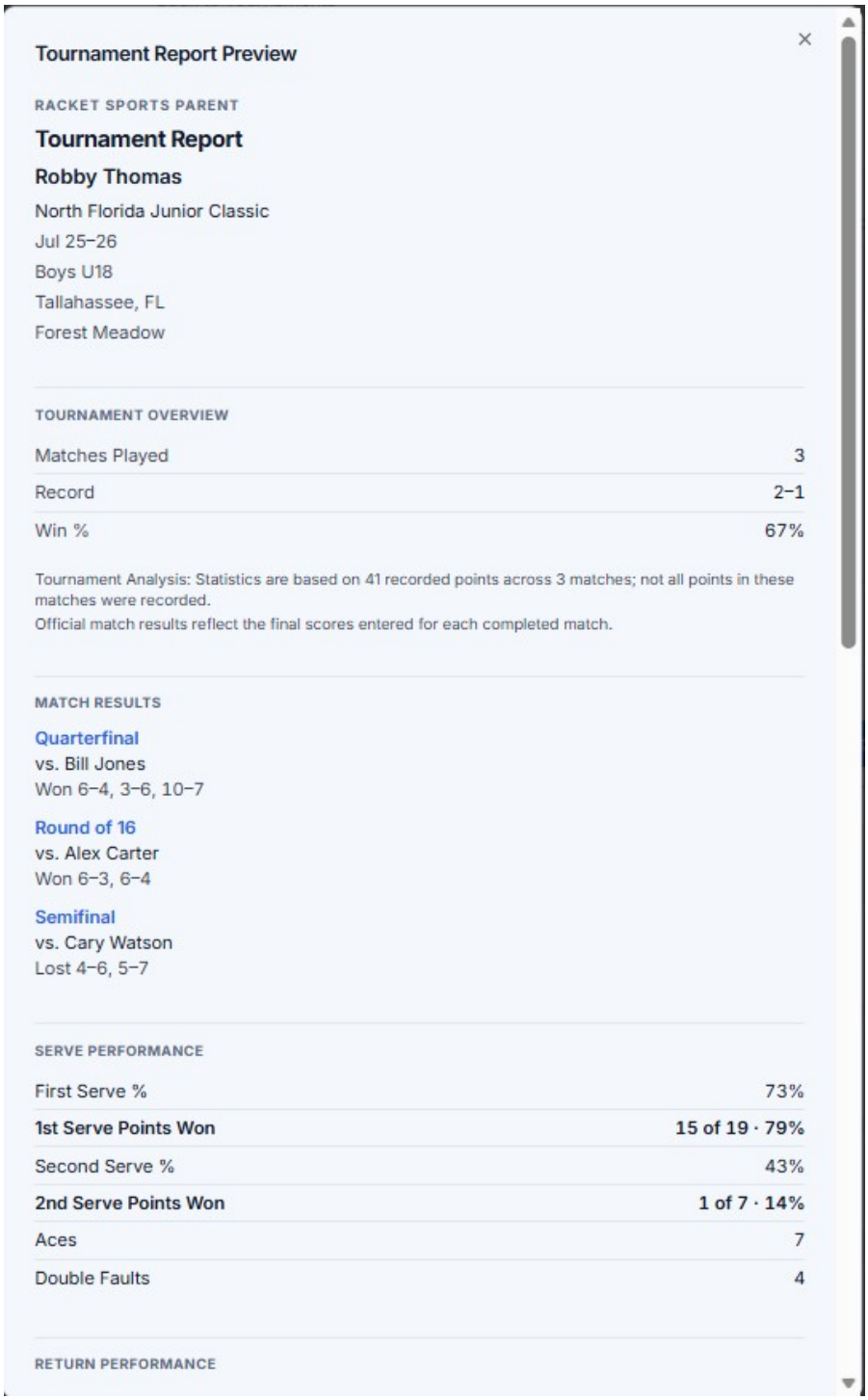

Tournament Report preview: event overview, individual results, and aggregated performance.

Use the available sharing/export options to provide the report to the coach. Reports preserve the distinction between official final results and statistics based only on recorded Match Analysis data.

> The most productive conversation is not 'Here is what I think you should fix.' It is 'Here is what I recorded and noticed during the match.'

14. Voice-to-Text

Capturing observations does not have to mean a lot of typing. Where your device keyboard provides a microphone, you can use its built-in voice-to-text capability to speak notes and observations while they are fresh in your mind.

> Observe. Speak. Save. Share.

Voice-to-text is provided by your device keyboard, not by a separate Racket Sports Parent speech-recognition system. Review dictated text before saving, especially names and tennis terminology.

15. Account, Password, and Tournament Reminders

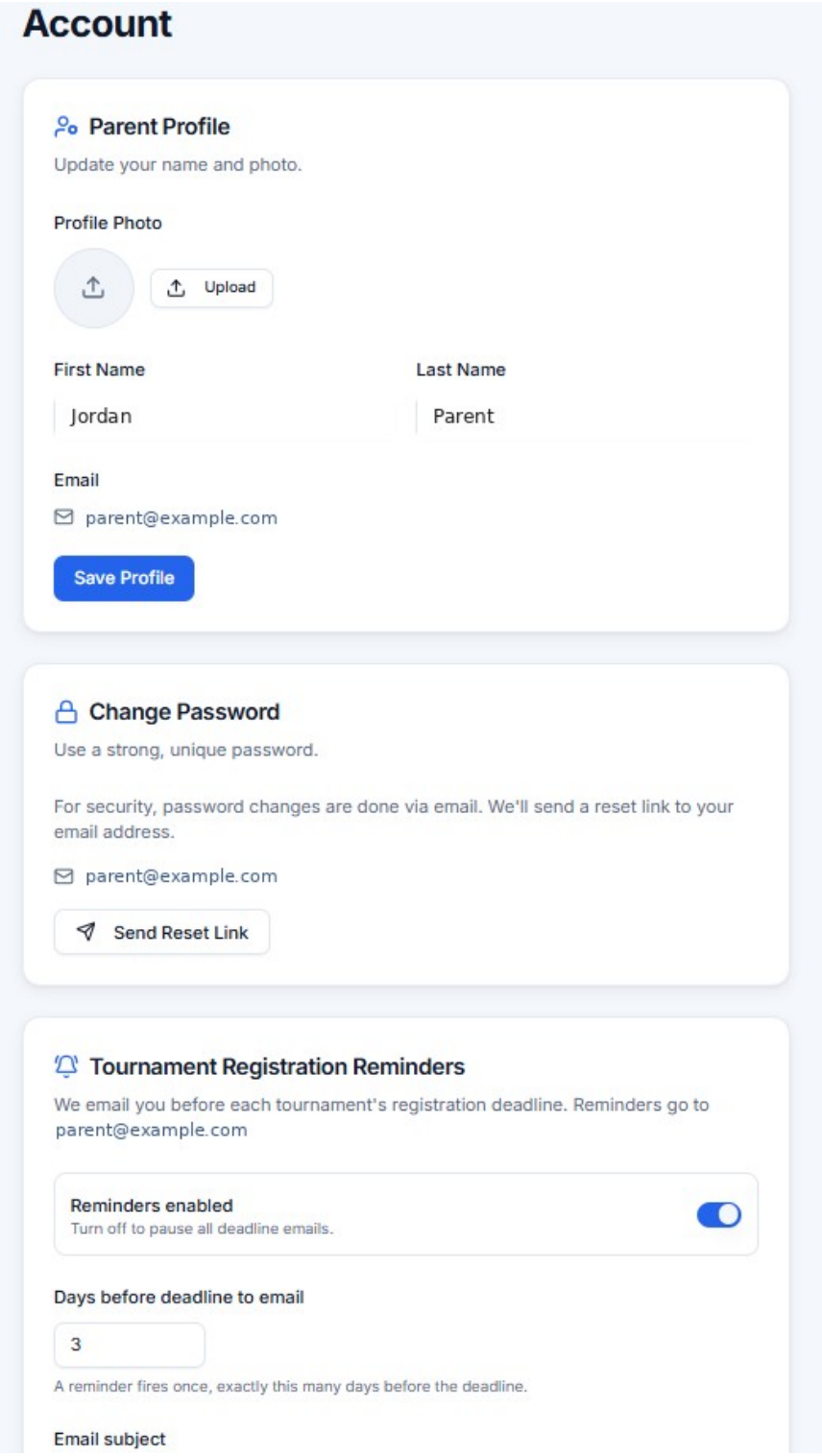

Account includes Parent Profile, password reset, and Tournament Registration Reminders.

Tournament Registration Reminders can email you before a tournament's registration deadline. You can enable or pause reminders and choose how many days before the deadline the reminder should be sent.

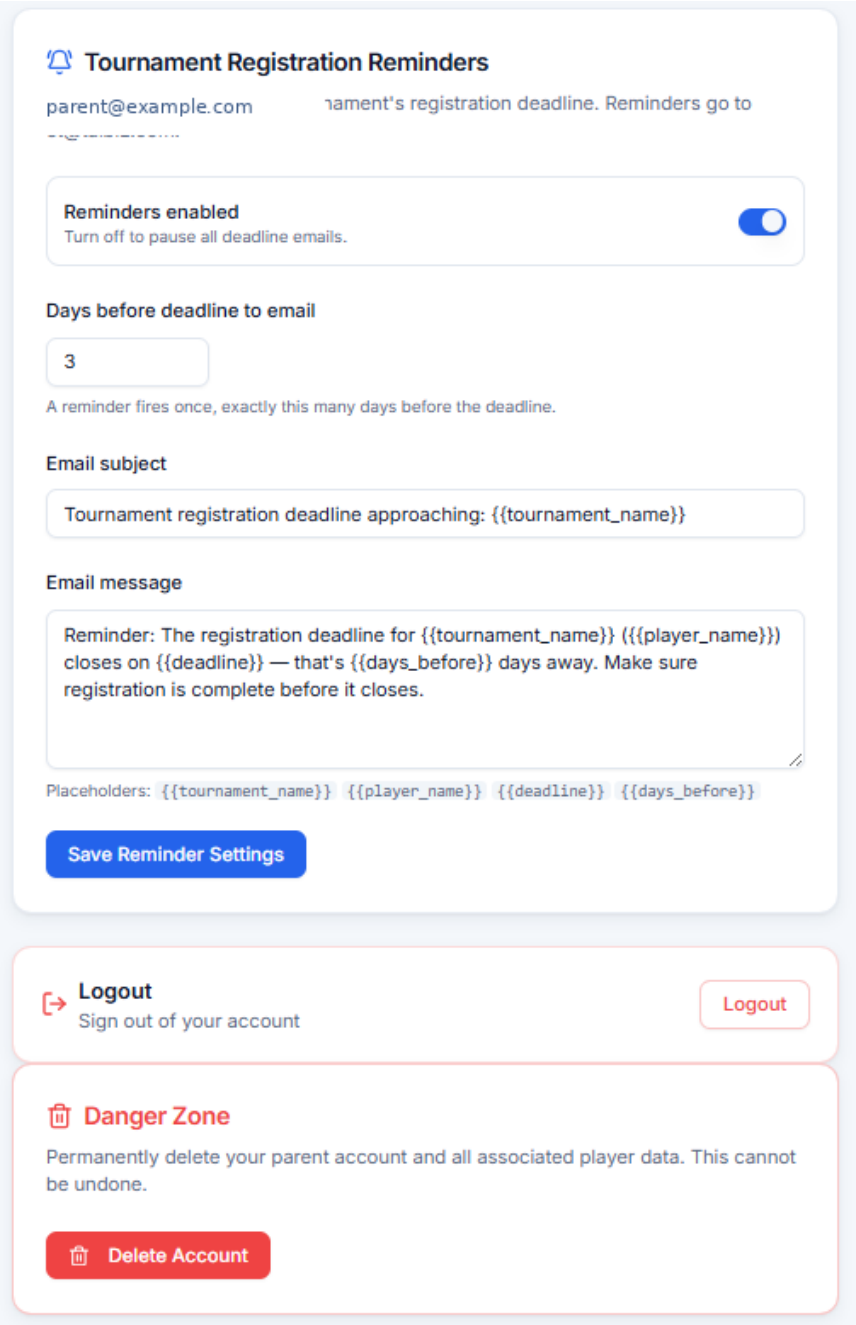

Reminder settings, Logout, and the permanent Delete Account control.

Important: Do not change or delete the text inside the double brackets, such as {{tournament_name}}, {{player_name}}, {{deadline}}, or {{days_before}}. These placeholders automatically insert the correct information from your player and tournament records when the reminder is generated. You may edit the other wording around these placeholders.

Delete Account

The Danger Zone permanently deletes the parent account and associated player data. This action cannot be undone. Use it only when you intend to permanently remove the account and its data.

16. Quick Reference

If you want to...	Go to...
Add or edit a player	Players

Plan or update a tournament	Tournaments
Start courtside analysis	Home -> Start Match Analysis, or Tournament Details -> Start Match Analysis
Manage Coaching Tags	Match Analysis -> Coaching Tag selector -> Manage Tags
Review a completed match	Matches, or Player Profile -> Match Analysis
See patterns across matches	Player Profile -> Performance Trends -> Matches
See patterns across tournaments	Player Profile -> Performance Trends -> Tournaments
Compare two tournaments	Performance Trends -> Tournaments -> Compare Tournaments
Share a match or tournament report	Completed Match or Tournament Details -> Send to Coach
Change reminder settings	Account -> Tournament Registration Reminders

17. The Parent's Role

The strongest use of Racket Sports Parent is objective and collaborative. Record what happened, preserve useful observations, look for patterns over time, and share the information with the coach.

> Be Part of Their Development - Without Becoming the Coach.

A parent does not need to diagnose technique or design the next practice. The app helps create a better connection between player, parent, and coach while keeping everyone focused on the role they do best.

A simple workflow to remember

PLAN -> OBSERVE -> RECORD -> REVIEW -> SHARE

As more Match Analysis data is collected, reports, trends, and comparisons become more useful. Always interpret the statistics in light of how much of each match was actually recorded.